

Modular Cooking Range Line
thermaline 90 - 40 lt Well Freestanding
Gas Pasta Cooker, 1 Side with
Backsplash, H=800

ITEM # _____

MODEL # _____

NAME # _____

SIS # _____

AIA # _____



589452 (MCKFFBDDPO) 40lt gas Pasta Cooker, one-side operated with backsplash

Short Form Specification

Item No. _____

Unit constructed according to DIN 18860_2 with 20 mm drop nose top and 70 mm recessed plinth. Internal frame for heavy duty sturdiness in stainless steel. 2 mm top in 1.4301 (AISI 304). Flat surface construction, easily cleanable. THERMODUL connection system enables seamless worktop when units are connected and avoids soil penetrating. Appliance which can also be used to cook noodles of every kind, rice, dumplings and vegetables. Water basin in 1.4435 (AISI 316L) stainless steel, with automatic constant water level re-fill and water temperature regulation via sensors. Integrated drip tray to drain baskets. Compatible with automatic basket lifting system to facilitate lifting operations. Safety systems and automatic low-water level shut-off protect against overheating. All-round basin raised edges to protect against soil infiltration. Standby function saves energy and quickly recovers maximum power. Metal knobs with embedded hygienic silicon "soft" grip enable easier handling and cleaning. IPX5 water resistant certification.
 Configuration: Freestanding, One-side operated with backsplash.

Main Features

- All major components may be easily accessed from the front.
- THERMODUL connection system creates a seamless work top when units are connected to each other thus avoiding soil penetrating vital components and facilitating the removal of units in case of replacement or service.
- Metal knobs with embedded hygienic "soft-touch" grip for easier handling and cleaning. The special design of the controls prevents infiltration of liquids or soil into vital components.
- Provided with integrated drip zone on which baskets can be placed for draining purposes.
- In addition to cooking pasta, the appliance can be used for noodles of every kind, rice, dumplings and vegetables.
- Easy to clean basin with rounded corners.
- Raised edge all around the well to protect from infiltration of dirt from worktop.
- Safety systems protect against overtemperature and can be manually reset.
- Safety thermostat and thermostatic control.
- Electrical ignition powered by battery with thermocouple for added safety.

Construction

- 2 mm top in 1.4301 (AISI 304).
- Unit constructed according to DIN 18860_2 with 20 mm drop nose top and 70 mm recessed plinth.
- Flat surface construction with minimal hidden areas to easily clean all surfaces
- Water basin in 1.4435 (AISI 316L) stainless steel is seamlessly welded into the top of the appliance.
- High efficiency burners in AISI 430 stainless steel with flame failure device.
- IPx4 water protection.
- Internal frame for heavy duty sturdiness in stainless steel.

Sustainability

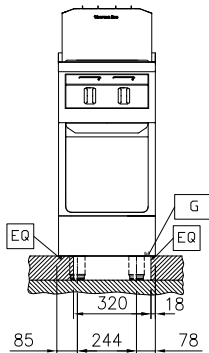
- **EnergyControl**: unique feature for fine power adjustment to control boiling level and optimize energy consumption.

Optional Accessories

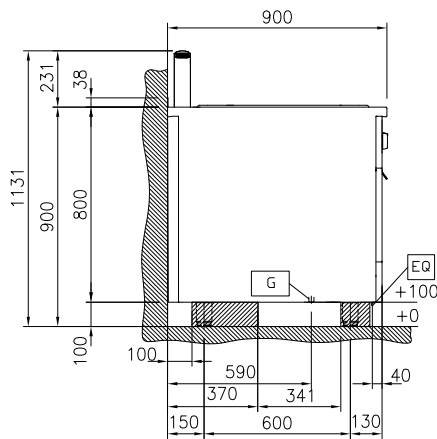
- Connecting rail kit for appliances PNC 912499 with backsplash, 900mm
- Stainless steel front kicking strip, PNC 912594 400mm width

APPROVAL: _____

Front

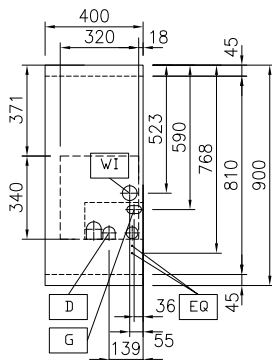


Side



- D = Drain
- EQ = Equipotential screw
- G = Gas connection
- WI = Water inlet

Top



Gas

Gas Power:	16.5 kW
Gas Inlet:	3/4"

Key Information:

Number of wells:	1
Usable well dimensions (width):	300 mm
Usable well dimensions (height):	260 mm
Usable well dimensions (depth):	520 mm
Well capacity:	32 It MIN; 40 It MAX
Well Capacity (MAX):	40 It MAX
External dimensions, Width:	400 mm
External dimensions, Depth:	900 mm
External dimensions, Height:	800 mm
Net weight:	73 kg
Configuration:	On Base; One-Side Operated